SoftwareSelects

Review & Setup Guide · November 26, 2026

Tube Magic Review 2026: AI Scripts, Titles & Tags for YouTube

An all-in-one AI toolkit for YouTube creators: viral-style scripts in your own voice, video ideas, keyword research, thumbnails, titles, descriptions and tags — from $41 a month with a 30-day money-back guarantee.

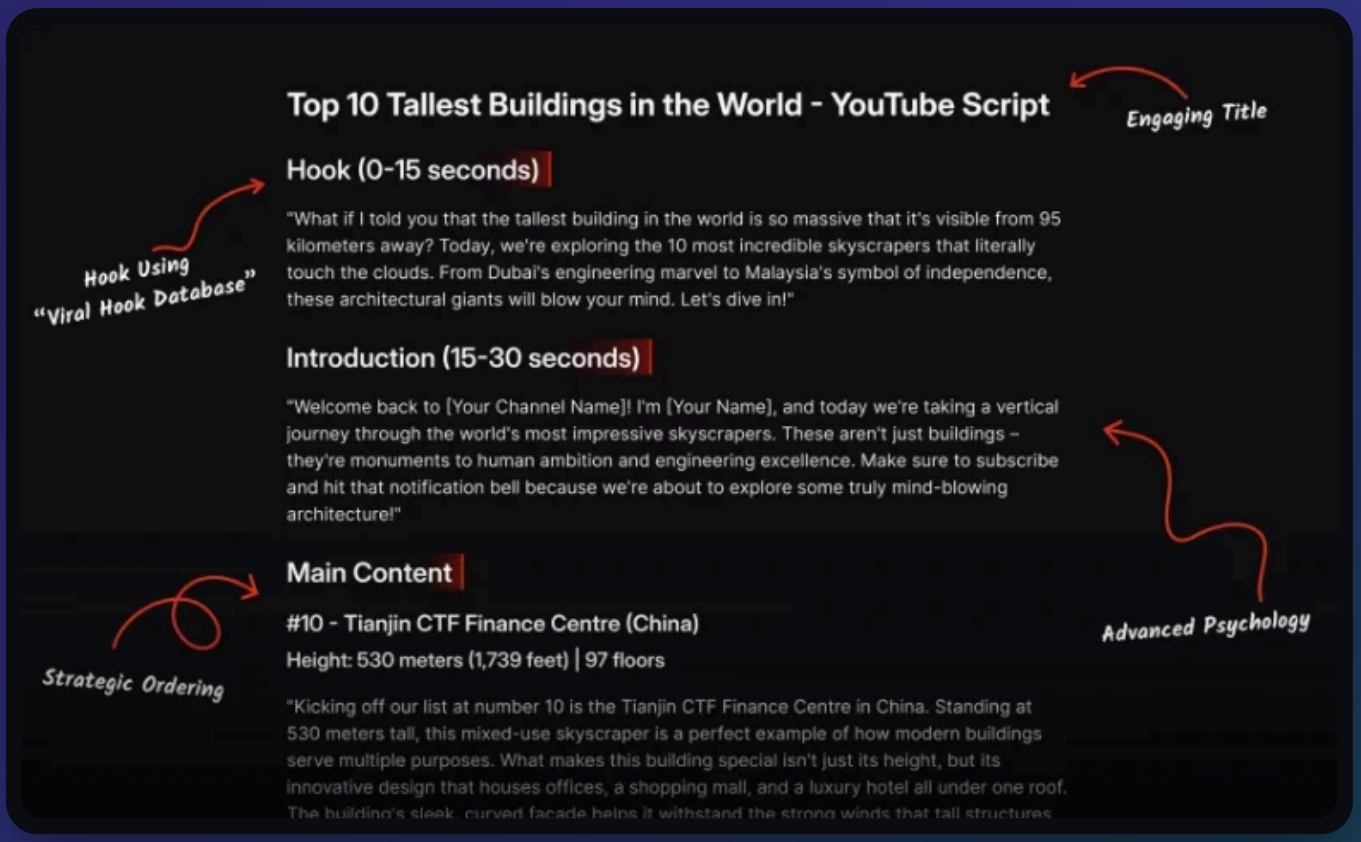

PRICE
$47 / month
or $497 a year ($41/mo)

GUARANTEE
30-day money-back
full refund within 30 days

RUNS ON
Any web browser
+ ChatGPT, Claude & Cursor via MCP

BEST FOR
YouTube creators
solo channels to multi-channel teams

By Serkan Fatih Gökdemir · SoftwareSelects

OUR VERDICT

A complete YouTube workspace, from idea to upload

Top pick YouTube growth

Tube Magic puts the whole YouTube workflow in one place: find an idea, research it, write the script in your channel's own voice, then create the thumbnail, title, description and tags. It is one of the most popular products in the Digistore24 Software category, it is used by well-known creators — including a 1.2M-subscriber channel and a creator running 12 channels — and every plan comes with a 30-day money-back guarantee, so you can test it on your own videos without risk.

What we like

- **Everything in one plan.** All tools are unlocked on every plan — no feature tiers to compare.
- **Up to 10 channels.** Connect up to 10 YouTube channels in one account — great for multi-channel creators.
- **Scripts that sound like you.** Paste your channel link and Tube Magic matches your brand voice and tone.
- **Top AI models included.** Claude Sonnet 5.5 and Gemini 3 Flash are included; premium models such as Claude Opus 5.5 and GPT-6 Astra run on credits.
- **Works inside your AI.** Connect ChatGPT, Claude or Cursor via MCP and use 89 Tube Magic tools by just asking.
- **Safe to try.** 30-day money-back guarantee and you can cancel the subscription at any time.

Good to know

- **No free trial.** Trials are paused; the 30-day refund window takes their place.
- **Credits for premium extras.** Premium models, thumbnails (20 credits) and the Agent use credits; standard models do not.
- **Yearly plan extras.** The Tube AI System course and 6,000 up-front credits come with the yearly plan.
- **You stay the editor.** Scripts are written fresh for each request — review facts and edit before publishing.

WHAT'S INSIDE

Everything you need, from idea to upload

Tube Magic is organised around a simple sidebar — Today, Agent, Ideas, Research, Scripts, Thumbnails and Channels. Titles, descriptions and tags come back in the language you write in.

Plan & research

Today
Daily briefing: your channel stats, 3 video ideas and breakout videos in your niche

Video Research
Find outlier videos and turn them into reusable title formats

Ideas Manager
Save, sort and plan months of video ideas

Niche Generator
Sub-niche ideas by audience and channel style

Create

Script Writer
1 to 20 minutes, with Personas that learn your channel's style

Thumbnail Generator
Describe it, add your face photo or a YouTube reference, refine

Video Timestamps
Chapters for your description

Repurpose Idea
Turn one idea into new formats

Optimize & manage

Tube Magic Agent
One chat for titles, descriptions, tags, scripts and thumbnails

My Channels
Connect up to 10 YouTube channels and browse their videos

My Generations
All your scripts and thumbnails in one library

MCP access
89 tools inside ChatGPT, Claude, Cursor and more

What's new (November 2026): the separate title, description and tag tools are now part of **Tube Magic Agent** — ask in one chat and it researches, writes and saves the results as cards. The Agent always asks before it spends credits or deletes anything.

HOW IT WORKS

From channel link to finished script in four steps

1

Match your style

Connect your YouTube channel (or paste its link). Tube Magic analyses your recent videos and picks up your brand voice, tone and typical video length.

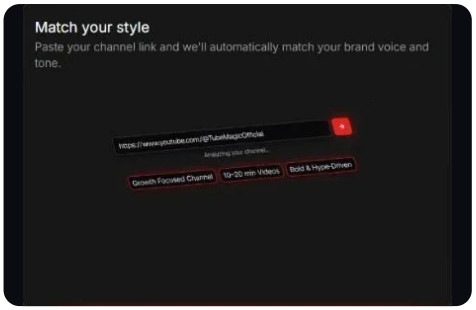

2

Choose your AI model

Use the included standard models (Claude Sonnet 5.5 by default, or Gemini 3 Flash) or pick a premium model such as Claude Opus 5.5 for your most important scripts.

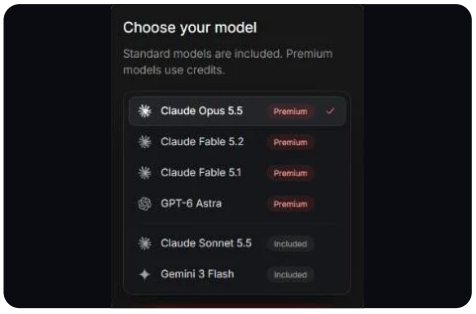

3

Set length and add inspiration

Choose a video length from 1 to 20 minutes and Tube Magic matches the word count. Add top-performing videos as inspiration — it extracts the best ideas and blends them with your own style.

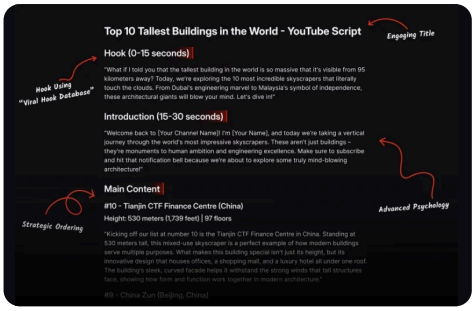

4

Polish and publish

Review the script, then let Tube Magic Agent write the title, description and tags and create the thumbnail — all saved in the same workspace.

Thumbnail	✓ Generated
Title options	✓ 10 ideas
Description	✓ SEO-ready
Tags	✓ Organized
Upload check	✓ Warp Optimizer

PRICING

One plan with every tool — monthly or yearly

Tube Magic has a single Premium plan. Pay monthly or save about 12% with yearly billing. Prices are in US dollars, from the seller's pricing page and the Digistore24 checkout.

Monthly

$47 / month

Billed monthly. Cancel any time.

- All tools unlocked
- Up to 100 generations a day per tool (standard models)
- 500 credits every month
- Premium models and MCP access
- Priority support

Best value

Yearly

$497 / year

About $41 a month — saves around 12%.

- Everything in Monthly
- 6,000 credits a year, added up front
- Tube AI System course included
- Credits reset when the plan renews

Extra credits: 100 for $9, any time. The seller sometimes runs seasonal discounts for new customers — the current price is always shown at checkout.

HOW TO TRY IT

Try Tube Magic risk-free in 4 steps

1

Start with one month

Pick the $47 monthly plan so your first test costs as little as possible.

2

Connect your channel

Paste your channel link so scripts match your voice from day one.

3

Make your next 2–3 videos with it

Script, thumbnail, title, description and tags — time how long each step takes.

4

Decide within 30 days

Keep it, switch to yearly to save, or request a refund before day 30.

Your safety net: every Tube Magic plan has a 30-day money-back guarantee. If it isn't right for you, request your refund within 30 days of payment — via the link in your Digistore24 order email or by contacting Tube Magic support.

SETUP GUIDE

Setting up Tube Magic and connecting your channel

From checkout to your first finished script takes about 15 minutes. Follow these steps in order — each one makes the next tool smarter.

1 Choose your plan and check out

Pick monthly ($47) or yearly ($497) on the Digistore24 checkout. Use the email address you want to log in with — Digistore24 sends your order confirmation and receipt there.

- Keep the Digistore24 order email: it contains your order ID and the link for refunds or cancellation.
- Starting with monthly is the cheapest way to test; you can switch to yearly later.

💡 Your 30-day money-back window starts on the day you pay — plan your test videos for the first two weeks.

2 Open the app and sign in

Go to **tubemagic.com** and click **Get started** (the app lives at `tubemagic.com/app`). Follow the access instructions in your order email and sign in with the same email address.

- Tube Magic works in any modern browser — nothing to install.
- One account can stay signed in on up to **3 devices** at once; you can sign older ones out in **Settings → Sessions**.

3 Connect your YouTube channel

Open **Channels** in the sidebar and add your channel — search for it by name or paste your channel link (for example `youtube.com/@YourChannel`).

- You can connect up to **10 channels** and switch between them.
- Once connected, you can browse, search and sort all of a channel's videos in one place.
- The **Today** page then shows your channel stats, three video ideas for the day and breakout videos in your niche.

💡 Connect every channel you run now — the Agent and Script Writer can only learn from channels they can see.

4 Create a Persona in Script Writer

In **Scripts**, pick one of your connected channels as a **Persona**. Script Writer studies its recent videos and learns your scripting style, then uses it for scripts, hooks and rewrites.

- New channel with few videos? Add 2–3 top videos from creators you admire as inspiration instead.

5 Write your first script

Enter your video topic, choose the length (1 to 20 minutes — Tube Magic matches the word count) and pick a model.

- Start with the included **Claude Sonnet 5.5** (no credits); switch to a premium model such as **Opus 5.5** for your most important videos.
- Add **inspiration videos** — Tube Magic extracts the best ideas and blends them with your style.
- You can add a PDF as extra context (up to 30 pages).
- Not happy with the opening? Generate alternative hooks or rewrite a single paragraph.

6 Make the thumbnail

Open **Thumbnails**, describe the image you want and refine it through saved revisions.

- Upload a photo of your face, or paste a YouTube link to use as a style reference.
- Each thumbnail costs 20 credits; failed generations are refunded.
- Favourite your best ones and preview them as a YouTube video card.

7 Let the Agent finish the upload

Ask **Tube Magic Agent** for titles, a description, tags and timestamps for your script. It shows each step and saves the results as cards.

- Each Agent reply uses 10 credits — the Agent asks before spending credits or deleting anything.
- Everything you create is saved in **My Generations**.

OPTIONAL

Optional: use Tube Magic inside ChatGPT, Claude or Cursor (MCP)

Already work in an AI chat app? Connect it to Tube Magic with one URL — `https://tubemagic.com/api/mcp` — and ask for research, scripts or thumbnails right there. It uses the same plan, limits and credits as the app.

Claude (web & desktop)

1. Open **Settings → Connectors**.
2. Choose **Add custom connector**, name it *TubeMagic* and paste the MCP URL.
3. Click **Connect**, sign in to Tube Magic and approve access.

Requires a Claude plan that supports custom connectors.

ChatGPT

1. Open **Settings → Apps & Connectors** and turn on **Developer mode** under Advanced.
2. Create a connector named *TubeMagic* and paste the MCP URL.
3. Choose **OAuth**, sign in to Tube Magic and approve access.

Menu names can change between ChatGPT versions.

Claude Code, Cursor & others

1. Claude Code: run `claude mcp add --transport http tubemagic https://tubemagic.com/api/mcp`, then `/mcp` to sign in.
2. Cursor, VS Code, Windsurf: add the MCP URL as a remote (Streamable HTTP) server.
3. No OAuth? Create an MCP key in Tube Magic Settings and send it as a bearer token.

To disconnect, revoke the app or key in Tube Magic Settings — access stops right away.

Things you can ask once connected

“Which of my last 10 videos beat my channel average?”
Uses your connected channel’s videos and analytics.

“Find outlier videos in my niche from the last month.”
Runs Video Research and lists the breakout videos.

“Write a 10-minute script about this idea in my channel’s style.”
Uses Script Writer with your Persona.

“Make three thumbnail options for my next video.”
Uses the Thumbnail Generator (20 credits each).

“Give me today’s briefing.”
Your channel stats and three video ideas for today.

“How many generations and credits do I have left?”
Checks your usage limits — no credits used.

PRINT & TICK

Your Tube Magic setup checklist

Tick each step as you go. Most creators finish setup in about 15 minutes.

- [ ] Choose your plan and check out
- [ ] Open the app and sign in
- [ ] Connect your YouTube channel
- [ ] Create a Persona in Script Writer
- [ ] Write your first script
- [ ] Make the thumbnail
- [ ] Let the Agent finish the upload

Good to know: menu names above come from Tube Magic's own documentation (November 2026) and may change as the app is updated. If something looks different, Tube Magic support can help — and our assistant can walk you through it.

YOUR 30-DAY TEST PLAN

Make the most of the money-back window

Days 1–3	Finish setup, connect your channel and create a Persona.
Days 4–14	Make 2–3 real videos with Tube Magic. Note how long scripts, thumbnails and titles take.
Days 15–25	Compare views and click-through rate with your previous videos. Check the credits you used.
Before day 30	Decide: keep it, switch to yearly to save, or request your refund.

FAQ

Quick answers

What is Tube Magic?

Tube Magic is a browser-based AI toolkit for YouTube creators. It writes video scripts in your channel's voice and includes tools for video ideas, keyword research, thumbnails, titles, descriptions and tags.

How much does Tube Magic cost?

There is one Premium plan with all tools: $47 a month, or $497 a year (about $41 a month). Extra credits cost $9 per 100.

Is there a free trial?

Not at the moment — free trials are paused. Instead, every plan has a 30-day money-back guarantee.

Can I get a refund?

Yes. If it has been less than 30 days since your payment, you can get a full refund. Use the link in your Digistore24 order email or contact Tube Magic support.

Does Tube Magic work in other languages?

Yes. Titles, descriptions and tags come back in the language you write in.

Which AI models does it use?

Claude Sonnet 5.5 (default) and Gemini 3 Flash are included. Premium models — Claude Opus 5.5, Claude Fable 5.2 and 5.1, and GPT-6 Astra — use credits.

SG

Serkan Fatih Gökdemir

Founder and Editor, SoftwareSelects

Serkan builds websites, WordPress plugins and online tools himself and checks every detail — what a product does, what it costs, the refund terms and who it suits.

Questions? Ask our assistant

Open softwareselects.com/ai-video-content/tube-magic/ and click "Ask about Tube Magic" — it answers in seconds.

Sources: Tube Magic's website (features, pricing and FAQ pages) and the Digistore24 product listing and checkout, checked on November 26, 2026. Creator names mentioned are featured on the seller's website. Details can change — always confirm the price and refund terms at checkout. SoftwareSelects may earn a commission from purchases made through our assistant's links, at no extra cost to you. © SoftwareSelects